

Panasonic

BUSINESS

2020

Electronics Assembly System catalog



Support pin automatic exchange (option)



High-Quality Printing
SPG2
 Model ID
 Model No. NM-EJP1B
 Solutions
 for world-class manufacturing

●Screen Printer

- Supporting high accuracy/density printing
- Enhancing automation and labor-saving functions



* It may not conform to Machinery Directive and EMC Directive in case of optional configuration and custom-made specification.

Model ID	SPG2
Model No.	NM-EJP1B
PCB dimensions (mm) *1	L 50 × W 50 to L 510 × W 510
PCB exchange time *2	14 sec including transfer, PCB positioning and recognition, printing and regular cleaning (when PCB is L250 × W150)
Repeatability	2Cpk ±4.0 μm 6σ (±3σ) (Under conditions specified by Panasonic)
Printing accuracy	2Cp ±15.0 μm 6σ (±3σ) (Under conditions specified by Panasonic)
Screen frame dimensions (mm) *3	L 736 × W 736, L 750 × W 750, L 650 × W 550, L 600 × W 550 L 550 × W 650, L 584 × W 584, L 736 × W 584, L 584 × W 736
Electric source *4	1-phase AC 200, 220, 230, 240 V ±10V (tap changing available) Max. 2.5 kVA
Pneumatic source	0.5 MPa, 30 L/min (A.N.R.) (Blower motor vacuum spec), 400L/min (A.N.R.) (ejector vacuum spec)
Dimensions (mm) *5	W 1 580 × D 1 800 × H 1 500
Mass *6	1 600 kg

*Values such as cycle time and accuracy may vary depending on operating conditions. *Please refer to the "Specification booklet" for details.

*1: The max PCB width changes when "Paper-less cleaning."

*2: "Support pin automatic exchange" or "Attack angle variable squeegee" has been selected.

For details, see specifications.

*3: PCB exchange time varies depending on the machine in the pre-process and the post process, the PCB size, the use of a PCB pressing-down unit and so forth.

*4: For mask specifications, please see the specification. *4: Including blower and vacuum pump"Option"

*5: Except for the signal tower and the touch panel. *6: With full options

Supporting high accuracy/density printing

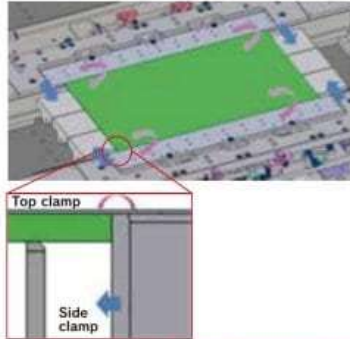
Attack angle variable squeegee (option)

The set squeegee angle can be adjusted, using the front and rear squeegee vertical axes, between 45° and 70°.



Top/side clamper (movable type) (option)

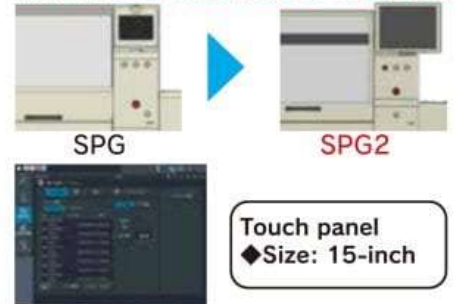
Pressing down on PCB edge faces increases printing quality of warped PCB. Either PCB upper or side face can be selected for correction.



New operation panel

- ① A large-sized panel (15-inch) introduced to increase ease of use and visibility.
- ② Screen configuration reviewed (a reduction in the number of screens) to decrease the screen handling time required.

An increase in size from 8.4- to 15-inch

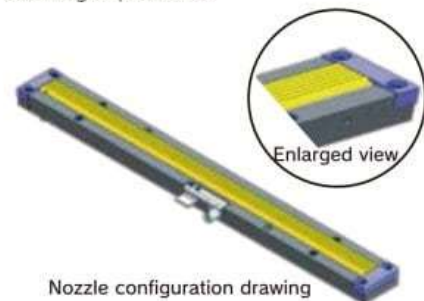


Touch panel
◆Size: 15-inch

Enhancing automation and labor-saving functions

Paper-less cleaning (option)

Mask cleaning without cleaning paper or solvent, eliminating paper and solvent exchange operations.



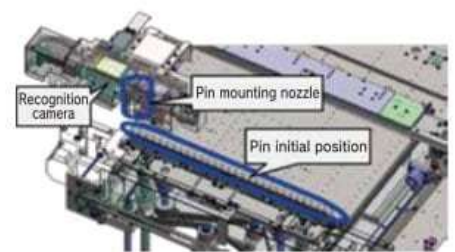
Holed pot type automatic solder supply (option)

Solder supply automated to promote labor saving and operation without interruption.

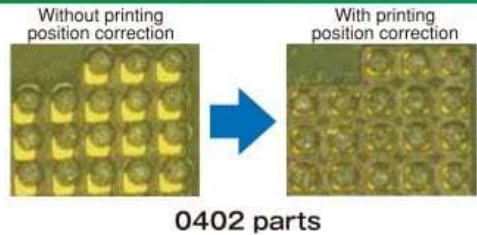


Support pin automatic exchange (option)

Automated collection/arrangement of support pins during changeover to save manpower.



M2M Line solution



According to the correction data of shifted printing positions analyzed by solder paste inspection (APC correction data), it corrects printing positions (X, Y, θ).
*3D inspection equipment of other companies can also be connected.
* Please inquire with your sales representative for more details.
By connecting with a host system (LNB, iLNB...), the followings can be supported:
● Automatic changeover
● Material verification (solder/mask/squeegee...)
● Trace data output

⚠ Safety Cautions

- Please read the User's Manual carefully to familiarize yourself with safe and effective usage procedures.
- To ensure safety when using this equipment, all work should be performed according to that as stated in the supplied Operating Instructions. Read your operating instruction manual thoroughly.

Panasonic Group products are built with the environment in mind. Please check the homepage for the details.
panasonic.com/global/corporate/sustainability

Inquiries...

Panasonic Corporation
Process Automation Business Division
3-1-1 Inazu-cho, Toyonaka City, Osaka 561-0854, Japan
TEL +81-6-6866-8675
FAX +81-6-6862-0422
All data as of January 1, 2020
Ver. January 1, 2020
© Panasonic Corporation 2020

- Changes in specifications and appearance may be made without notice for product improvement.
- Homepage industrial.panasonic.com/ww/fa-jisso

